
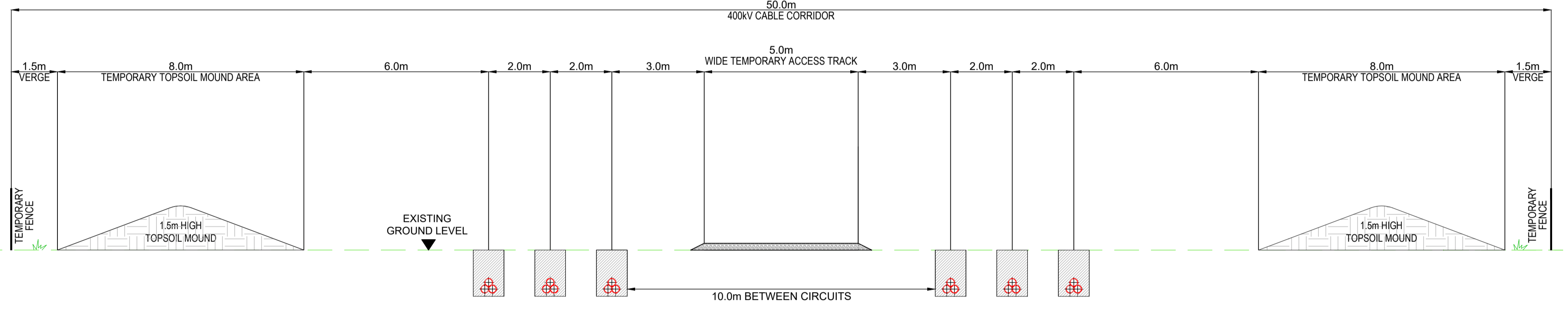


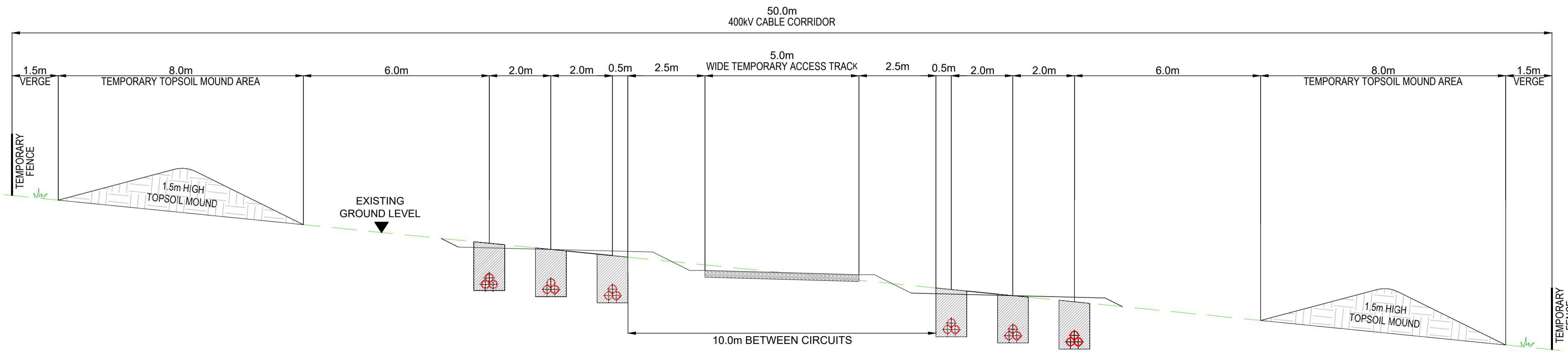
INDICATIVE 220kV CABLE CORRIDOR ON FLAT GROUND
SCALE 1:100



INDICATIVE 220kV CABLE CORRIDOR ON STEEP GROUND
SCALE 1:100



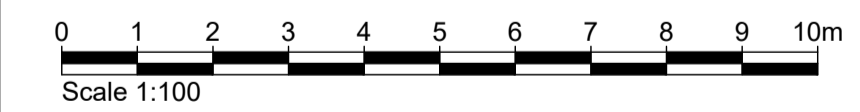
INDICATIVE 400kV CABLE CORRIDOR ON FLAT GROUND
SCALE 1:100



INDICATIVE 400kV CABLE CORRIDOR ON STEEP GROUND
SCALE 1:100

- NOTES
1. FOR INDICATIVE CABLE TRENCH CROSS SECTIONS REFER TO DRAWING LF000010-DEV-PLN-170.
 2. ALL DIMENSIONS IN MILLIMETRES UNLESS OTHERWISE NOTED.
 3. ALL DIMENSIONS ARE INDICATIVE.

PLANNING DRAWING



Rev	Date	Status	Drawn	Chkd	Appd
02	08/03/23	ISSUED FOR PLANNING	DL	BSGD	CM
01	22/02/23	ISSUED FOR PLANNING	DL	BSGD	CM



Project BERWICK BANK WIND FARM		
Title INDICATIVE CABLE CORRIDOR CROSS SECTIONS		
Status ISSUED FOR PLANNING	Scale 1:100	
SSE Drawing number LF000010_DEV-PLN-169	Sheet No. 001 OF 001	Revision 02